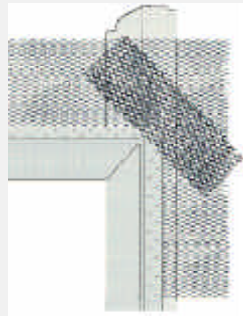



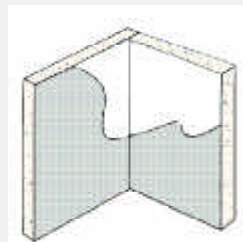
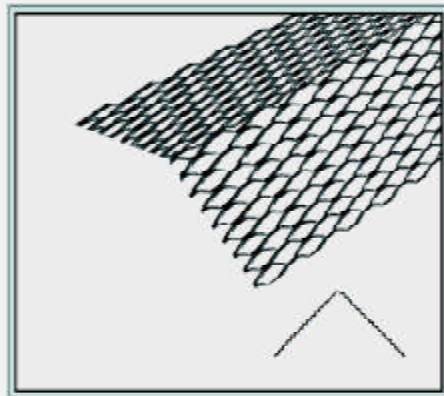
Accessories



SMOOTHEDGE STRIPLATH

Diamond Mesh Lath formed in strips 4" and 6" wide with smooth edges. This product is used at the corners of all openings such as doors and windows for reinforcement. Openings often cause weakened areas that are prone to cracks. This product may be used to reinforce other stress points in the lath assembly. Available in galvanized steel only.

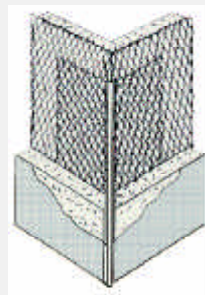
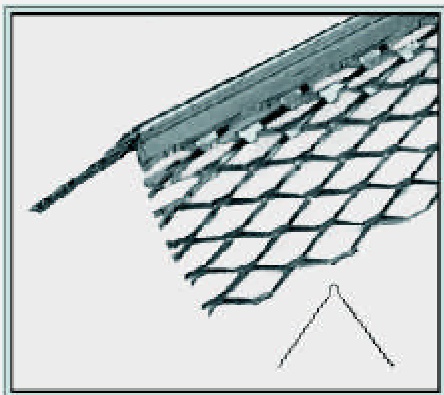
Width	Length	Pieces per Carton	Feet per Carton	Galvanized Weight per 1000 Lin. Feet
4"	96"	75	600	84 Lbs.
6"	96"	75	600	118 Lbs.



SMOOTHEDGE CORNALATH

This is an angle lath with smooth edges formed like regular Diamond Mesh Lath. Cornalath is used in corners where walls meet walls or ceilings. This reinforcing of interior corners helps prevent cracks. Angles are approximately 105° to offer resistance when pushed into the corner. Available in galvanized steel only.

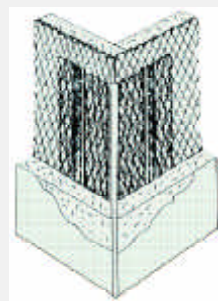
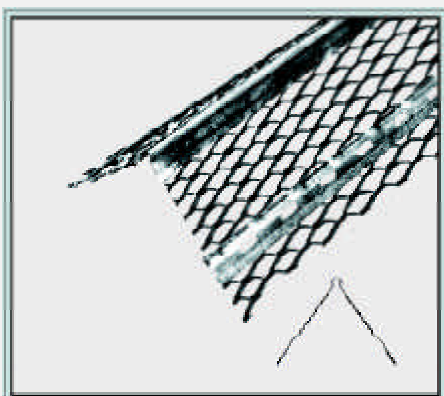
Flange Width	Length	Pieces per Carton	Feet per Carton	Galvanized Weight per 1000 Lin. Feet
2"	96"	75	600	84 Lbs.
3"	96"	75	600	118 Lbs.
2"	48"	125	500	84 Lbs.



X-1 CORNER BEAD

This is the standard accessory for providing exterior corner protection and providing a reliably straight ground for screeding. The 3" expanded mesh wings are easily flexed to adapt to framing irregularities and to match appropriate screed heights. Furnished in galvanized steel and zinc (99% pure zinc) alloy. Weight per 1000 lineal feet, galvanized, 185 Lbs.; zinc weight, 160 lbs.

Length	Pieces per Carton	Feet per Carton
7-Ft.	40	280
8-Ft.	40	320
9-Ft.	30	270
10-Ft.	30	300
12-Ft.	30	360
West Coast Only		
8-FT	30	240



X-2 CORNER BEAD

Superior to X-1 due to the added stiffener strip that affords additional rigidity to the flange. The flange width is 3 3/4 inches wide and is easier to form, install and keep straight than traditional corner beads. Furnished in galvanized steel and zinc alloy. Weight per 1000 lineal feet, galvanized, 254 Lbs., zinc weight, 224 lbs.

Length	Pieces per Carton	Feet per Carton
7-Ft.	30	210
8-Ft.	30	240
9-Ft.	30	270
10-Ft.	30	300
12-Ft.	30	360

Contact AMICO Fontana for welded wire corner beads:
Call 800/962-0100 for information.

